

Energy Saving Tips

NORTH HALTON HEATING

FALL WINTER 2009

Tips for your Furnace

- Keep your furnace clean, lubricated and properly adjusted with annual maintenance. If your furnace is working at peak efficiency it will use less energy and cost less to operate.
- Clean or replace your filter every 1-2 months to help your



furnace breathe easier and work effectively. A dirty filter reduces the airflow and forces the furnace to run longer to heat your home.

- Select ENERGY STAR® when you

buy new heating equipment.

- Clean warm-air registers, baseboard heaters, and radiators as needed; make sure they're not blocked by furniture or drapes.
- Clean drain lines: The hoses connected to your furnace can develop "build up" inside them over time.




Visit

www.everykilowattcounts.ca
For great tips and rebate information



Sunny Day Tip

- On sunny days, open south facing drapes and let the sun in, a natural source of heat. If you have large windows that do not receive direct sun, keep the drapes closed.
- Close your drapes and blinds during the night.





North Halton Heating... Climate for your Comfort

<http://www.northhaltonheating.ca>



Heat Recovery Ventilators

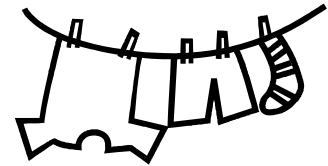
Most heating systems merely re-circulate the air in a home. Which is why, if your home is tightly sealed, the air inside can become stale. Heat Recovery Ventilators help your home breathe again by increasing the number of times the air is exchanged throughout the rooms.



Thermostat Tips

- Consider purchasing a programmable thermostat to raise and lower the temperature at pre-set times.
- Lower your thermostat by 4 - 5 degrees Celsius while you're sleeping at night and when no one is at home.
- Don't turn your thermostat up above the desired temperature. It won't heat up your house any quicker and will make your furnace work harder.
- Don't heat areas of your house you don't use regularly, such as guest rooms. Close heating vents or turn back thermostats in those areas and close the doors for a painless reduction in heating costs
- Change the batteries in your digital thermostat annually.

Laundry Tips



- Switch to cold when doing your laundry. 85 – 90% of the energy used to wash your clothes is used to heat your water. When using cold water, you are helping the environment, saving energy, and saving money .
- When doing your laundry Wash full loads.
- Choose a front loading washing

machine. Not only does a front loading washing machine save water, it saves energy as well. It uses about 40% less water and about 50% less energy. Front loaders also use significantly less soap, which means that fewer chemicals are being put back into the environment.

Call for your Furnace Tune-up and save Energy

Book a FREE Estimate Today!




North Halton Heating helping you save Energy

- Furnace Installation
- Furnace Service
- Appliance Hookup
- Fireplace sales, installation and service
- Water Heater installation & service
- Air Conditioning sales, installation and service
- Custom Duct Design
- Gas Retrofits
- HRV and more...

Pipes, Ducts, Fans, Vents, Water Heaters

- Plug gaps around pipes, ducts, fans and vents that go through walls, ceilings and floors from heated to unheated spaces.
- If your water heater is in an unheated space like an unfinished basement,



wrap it in an insulation blanket available at hardware stores to prevent heat loss.

- Minimize your use of ventilation fans such as bathroom fans and kitchen hood fans in winter. A bathroom fan can suck all the heated air out of the average

house in little more than an hour. Over the course of the winter, ventilation fans can increase your heating costs by a surprising amount.



Install low-flow shower-heads and faucets.



More Tips To Save On Energy Costs...

- Use plastic window covers to help prevent heat loss.
- Apply weather-stripping to windows, exterior doors, garage doors, and doors that lead to the attic as weather-stripping will provide a barrier between the fixed and
- If you have an unfinished basement or crawlspace, check for leaks by looking for spider webs. If there is a web, there is a draft. A large amount of heat is also lost from an un-

movable sections of your doors and windows.

- For a Wood Fireplace, close the damper to prevent warm air from escaping through the chimney, and ensure the damper fits properly.



Contact Information

North Halton Heating
John Vandenberg
 48 Wildwood Road
 Georgetown, ON L7G 2W8

(H) 905-877-8997
 (C) 416-768-5580

john@northhaltonheating.ca

<http://www.northhaltonheating.ca>

